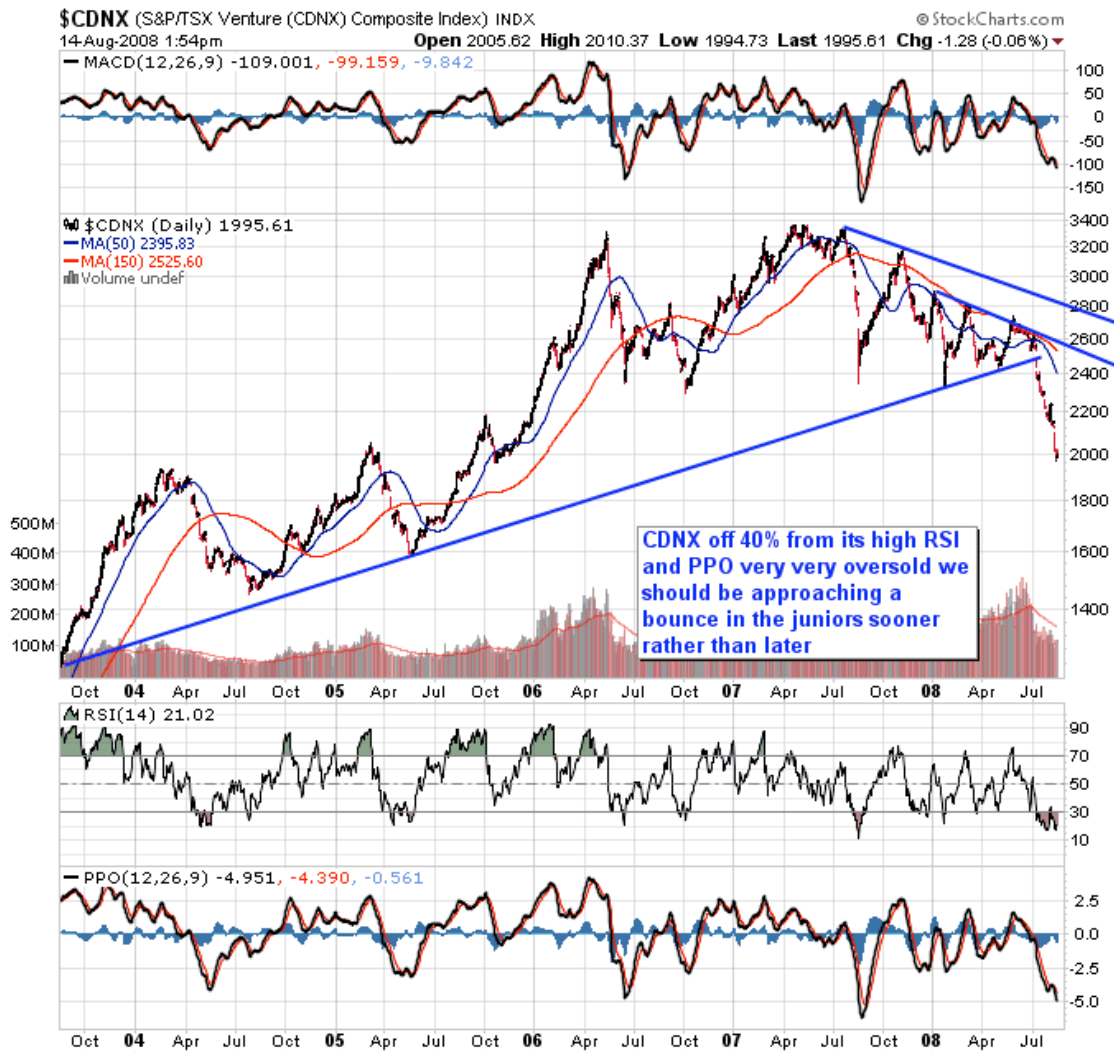


# Technical Rap August 14<sup>th</sup>, 2008

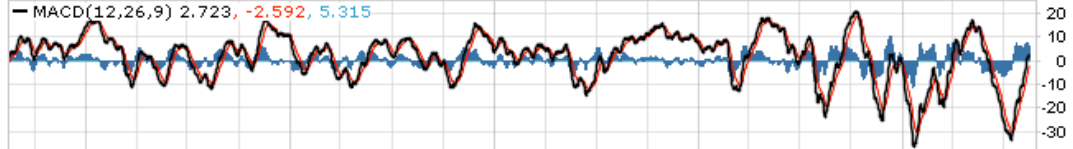


**\$SPX (S&P 500 Large Cap Index) INDX**

© StockCharts.com

14-Aug-2008 1:56pm

Open 1282.11 High 1300.11 Low 1276.84 Last 1293.94 Chg +8.11 (+0.63%) ▲



\$SPX (Daily) 1293.94  
MA(50) 1290.15  
MA(150) 1338.10  
Volume undef



market is getting over  
bought it should retest July  
Lows in the next month or  
two

Oct 04 Apr Jul Oct 05 Apr Jul Oct 06 Apr Jul Oct 07 Apr Jul Oct 08 Apr Jul

RSI(14) 53.68



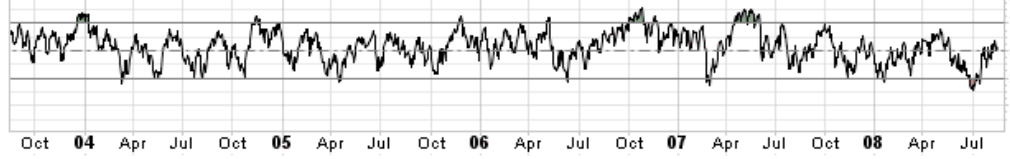
Oct 04 Apr Jul Oct 05 Apr Jul Oct 06 Apr Jul Oct 07 Apr Jul Oct 08 Apr Jul

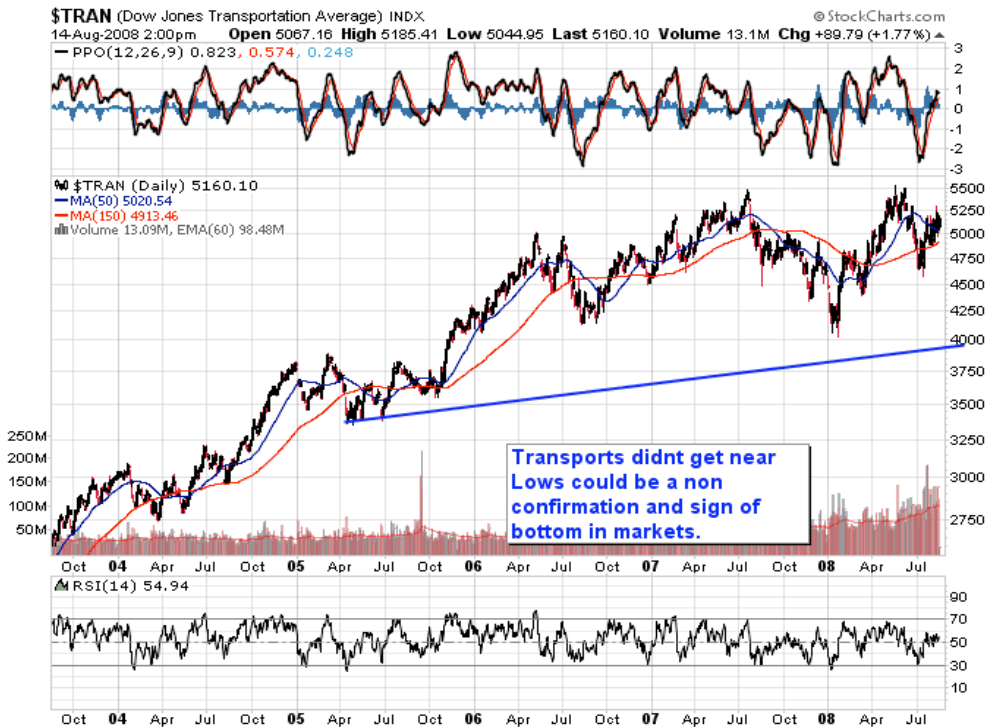
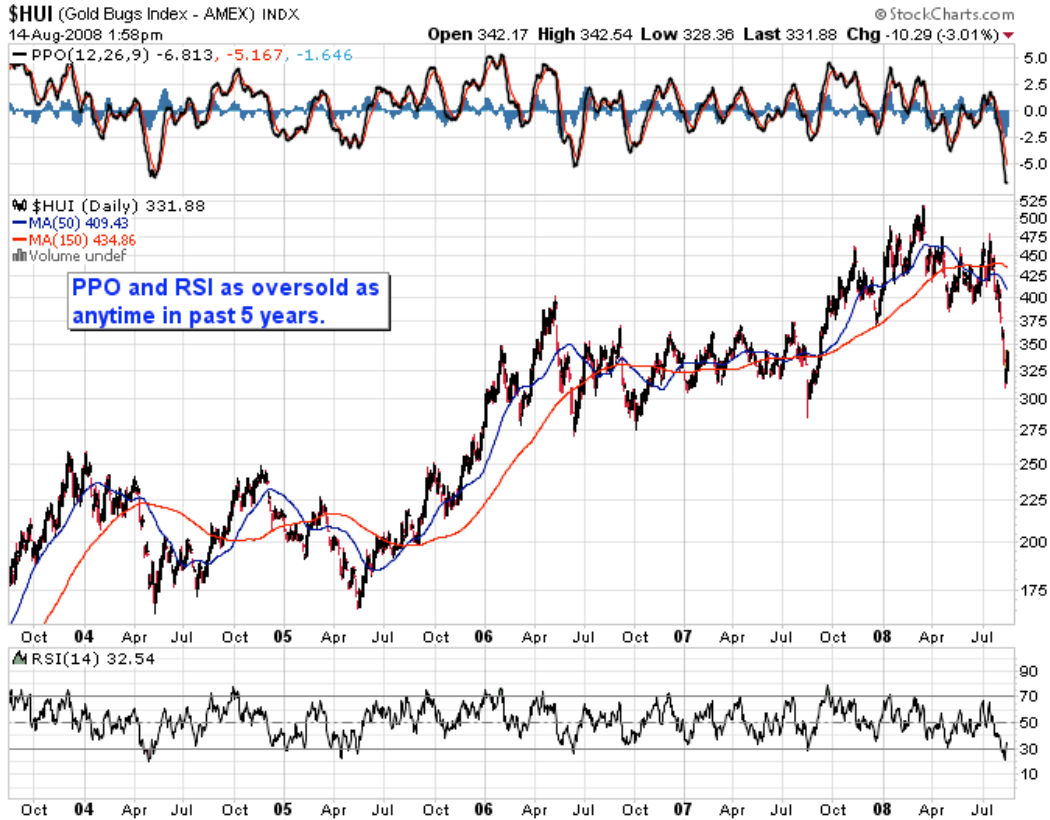
**\$INDU** (Dow Jones Industrial Average) INDX © StockCharts.com

14-Aug-2008 1:59pm Op 11532.07 Hi 11718.28 Lo 11450.89 Last 11652.65 Vol 88.4M Chg +119.69 (+1.04%) ▲  
— PPO(12,26,9) 0.206, -0.154, 0.360



▲ RSI(14) 52.97



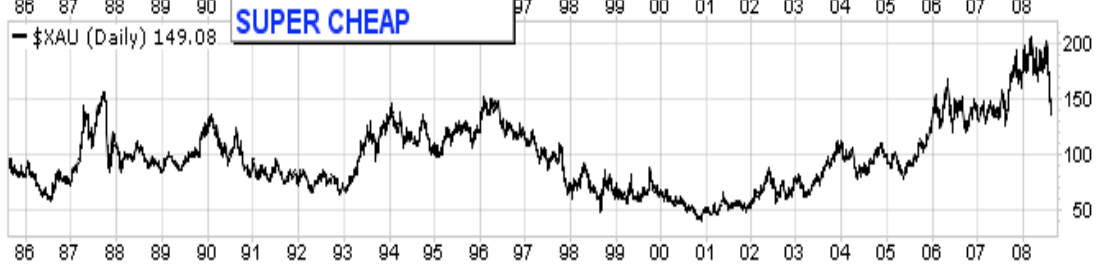
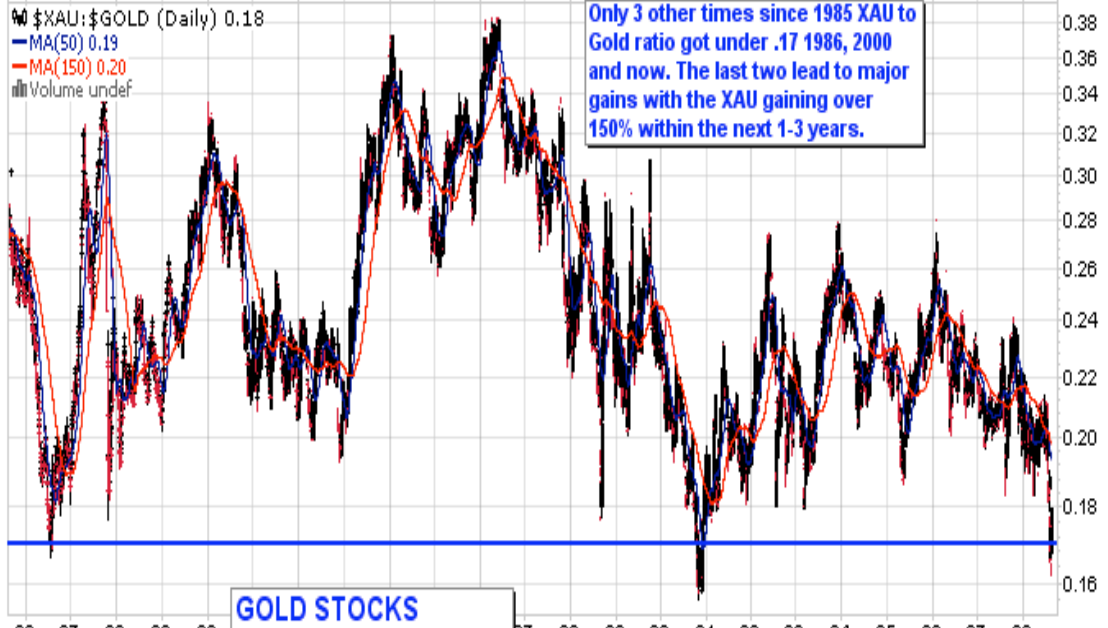
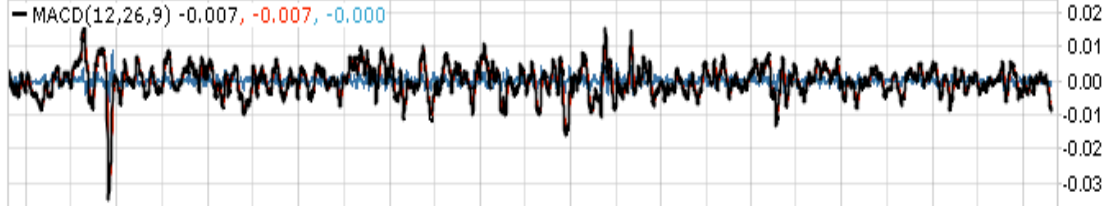


**\$XAU:\$GOLD** (Gold & Silver Index - Philadelphia/Gold - Continuous Contract (EOD)) INDX/INDX

© StockCharts.com

13-Aug-2008

Open 0.17 High 0.18 Low 0.17 Close 0.18 Chg +0.01 (+3.70%) ▲



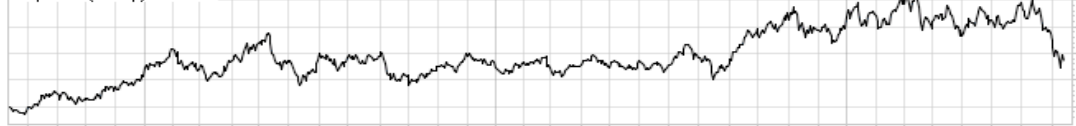
**\$XAL** (Airline Index - AMEX) INDX © StockCharts.com

14-Aug-2008 Open 25.16 High 26.24 Low 25.06 Close 25.62 Chg +0.46 (+1.83%)

MACD(12,26,9) 2.144, 1.781, 0.363



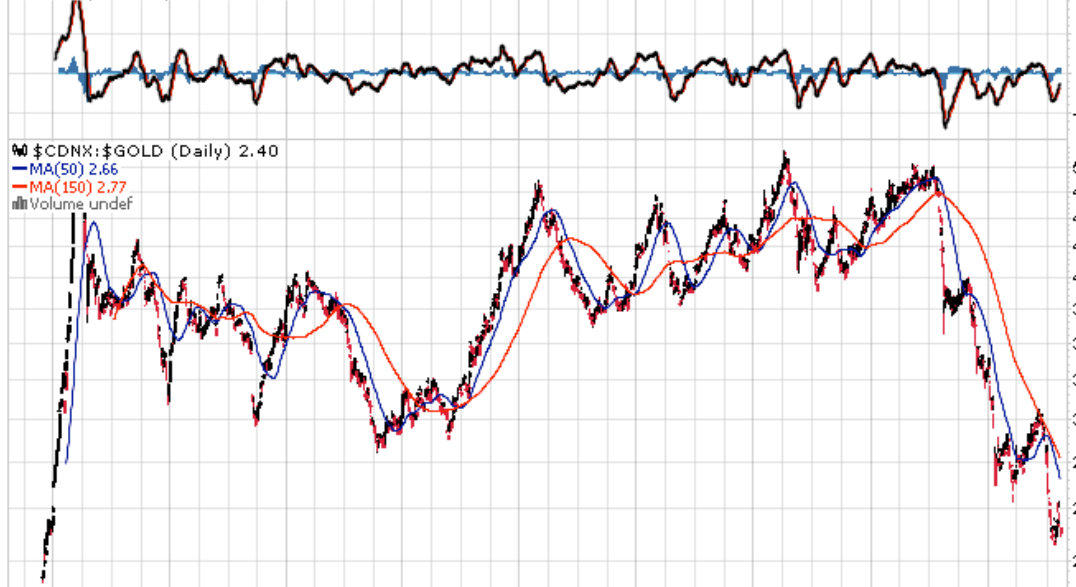
**\$XAU** (Daily) 142.62



**\$CDNX:\$GOLD** (S&P/TSX Venture (CDNX) Composite Index/Gold - Continuous Contract (EOD)) INDX/INDX © StockCharts.com

13-Aug-2008 Open 2.38 High 2.40 Low 2.36 Close 2.40 Chg -0.02 (-1.02%)

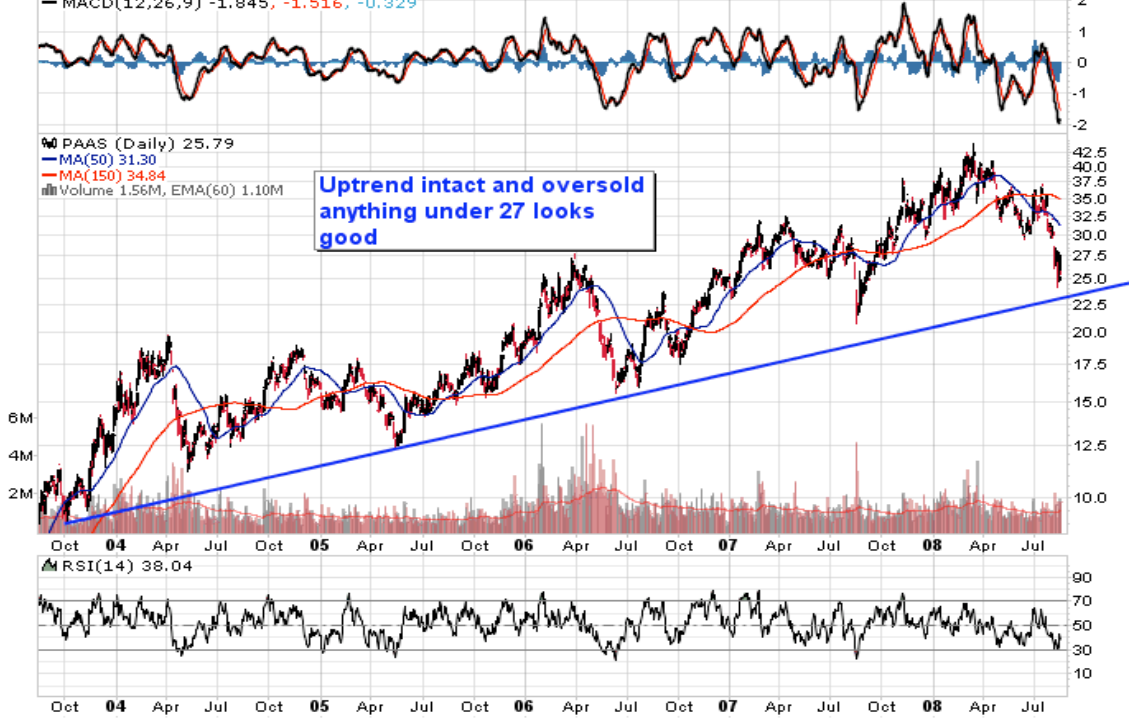
MACD(12,26,9) -0.055, -0.076, 0.021



**\$XAU** (Daily) 149.08



PAAS (Pan American Silver Corp.) Nasdaq GS © StockCharts.com  
 14-Aug-2008 Open 27.08 High 27.62 Low 25.51 Close 25.79 Volume 1.6M Chg -1.85 (-6.69%)  
 - MACD(12,26,9) -1.845, -1.516, -0.329



\$SILVER (Silver - Continuous Contract (EOD)) INDX © StockCharts.com  
 13-Aug-2008 Open 14.64 High 15.06 Low 14.48 Close 14.98 Chg +0.49 (+3.40%)  
 - MACD(12,26,9) -0.750, -0.429, -0.321



**\$GOLD** (Gold - Continuous Contract (EOD)) IND $\times$  © StockCharts.com

13-Aug-2008 **Open** 818.40 **High** 836.40 **Low** 811.50 **Close** 831.50 **Chg** +16.90 (+2.07%)  $\blacktriangle$



Reminds me a lot of the 2004 and 2006 declines a failed rally during those two periods we saw a few months of basing then a resumption of the uptrend. RSI and MACD most oversold in the lat 5 years.



**\$USD (US Dollar Index (EOD)) INDX**

© StockCharts.com

14-Aug-2008

Open 76.22 High 76.82 Low 76.10 Close 76.69 Chg +0.41 (+0.54%) ▲



**\$VIX (Volatility Index - New Methodology) IND.X**

© StockCharts.com

14-Aug-2008

Open 22.30 High 22.30 Low 20.07 Close 20.34 Chg -1.21 (-5.61%)



CSM.TO (Central Sun Mining Inc.) TSE © StockCharts.com

14-Aug-2008 Open 0.89 High 0.89 Low 0.81 Close 0.81 Volume 45.6K Chg -0.13 (-13.83%)



PZG (Paramount Gold and Silver Corp.) AMEX

© StockCharts.com

14-Aug-2008

Open 1.13 High 1.13 Low 1.01 Close 1.07 Volume 33.1K Chg -0.09 (-7.76%)





**Opinions expressed**

in this publication do not necessarily represent those of the editor or publisher, who are neither responsible nor liable for investor decisions resulting from any published selections in this report. Nothing in this publication constitutes an offer, recommendation or solicitation to buy or sell any securities mentioned.

Copyright © 2007 Addicted to Profits. Reproduction in whole or in part without permission is prohibited. All rights reserved. No part of this publication may be reproduced, stored in a special system, or transmitted, in any form or by any means, electronic, mechanical, photocopying, recording or otherwise without prior permission of the publisher.

This publication contains the opinions and ideas of its authors and editors and is designed to provide useful advice in regard to the subject matter covered. However, this publication is sold with

the understanding that publishers, editors and authors are not engaged in rendering legal, accounting or other professional service. If legal advice or other expert assistance is required, the services of a competent professional person should be sought. Those involved in this publication specifically disclaim any responsibility for liability, loss or risk, personal or otherwise, that is incurred as a consequence, directly or indirectly, of the use and application of any of the contents of this publication.

Notwithstanding anything to the contrary set forth herein, this publication's officers and employees, affiliates, successors and assigns shall not, directly or indirectly, be liable, in any way, to the reader or any other person for any reliance upon the information contained herein, or inaccuracies or errors in or omissions from the publication, including, but not limited to, financial or investment data.

Authors and contributors warrant that their contributions do not infringe any copyright, violate any property rights, or contain any scandalous, libelous, obscene or unlawful matter or any formula or instruction that may be inaccurate or may be injurious to the user.